

# THIS SLIM, *HIGH-SPEED*, HIGH IMAGE QUALITY SCANNER NOW HAS A *WIRELESS* OPTION

With the use of a U-turn path, there is no need to leave a space in front of the scanner for document delivery, resulting in a neat, slim body for space-saving operation. In addition, the DR-C225W wireless model gives you even more freedom in installation. As well as allowing high-speed scanning of 25 ppm\* in either colour or back and white, the document feed can handle many different types of documents. And the new CaptureOnTouch makes easy work of day-to-day scanning tasks.

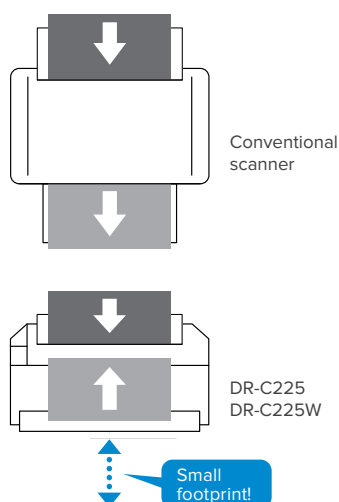
\*A4, Portrait, 200dpi (simplex)



## A full range of powerful functions

### A slim body that saves space

Once a document is fed in, it follows a U-turn path and is discharged at the front section of the main unit. This eliminates the need to leave space in front for document delivery and results in outstanding space-saving. Also, switching to straight ejection path makes it possible to scan cards and other thick documents.



### Handy face-up feeding

When scanning, users can orient the document the right way up with the printed side facing them. This is also how it will appear on the display screen, thus making it easy to confirm the order of multiple sheets for increased scanning efficiency.

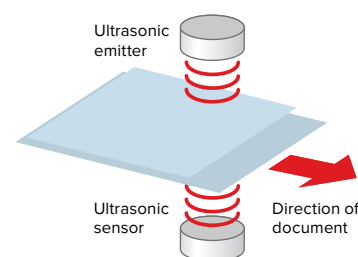
### High-speed scanning in a compact package

	Simplex (ppm)		Duplex (ipm)	
	B/W, Grayscale	Colour	B/W, Grayscale	Colour
<b>200dpi</b>	25	25	50	50
<b>300dpi</b>	25	15	50	30

\*A4, Portrait, using USB 2.0

### Reliable double feed detection

As documents are fed in, the upper sensor transmits ultrasonic waves that are received by the lower sensor. If multiple feeding should occur, document feeding is automatically halted and a double feed is indicated, so there is no risk of data loss during scanning.



## The wireless model further expands the range of possibilities

The DR-C225W comes equipped with Wi-Fi connectivity, so a number of compatible devices such as PCs, smartphones and tablets can share a scanner without the need for USB cables. The DR-C225W offers a new style of scanning that utilizes the scan data across multiple devices.



### 1-to-1 connection (AP mode)

The scanner connects to PCs, smartphones, and tablets on a 1-to-1 basis in this mode. Detection of the scanner and connections are performed from the other device, allowing you to scan images with your smart devices.



### Connecting via wireless access point (station mode)

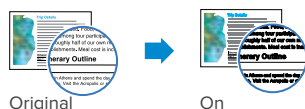
This mode connects the scanner to PCs, smartphones, and tablets via a wireless access point, and allows you to share the scanner among multiple devices. Using a WPS-compatible access point makes the network configuration process that is required for using this mode quick and easy.

## Various Image Processing Options

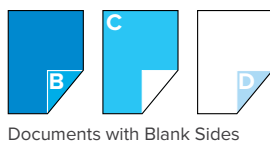
### Full Auto Mode

A Full Auto Mode is available with the colour mode, page size, resolution, and text orientation automatically determined based on the contents of the document. This mode allows you to scan documents that contain pages of varying type under conditions that best suit each type. The mode also includes the Skip Blank Page function for efficient scanning of only the necessary pages.

### Character Emphasis



### Skip Blank Page



On



Off



Images with Blank Pages Skipped

### Auto Colour Detection

This function automatically determines which documents of a mixed batch should be saved in colour, grayscale or B&W, so it's no longer necessary to separate B&W and colour documents prior to scanning.

### Advanced Text Enhancement



### Auto Size Detection



### Deskew



Skewed Images

Deskewed Images

### Folio Mode



## Enhanced ease of use and intelligibility

### Capture OnTouch

#### CaptureOnTouch



### Now more intuitive and more convenient

The TOP screen is laid out panel-style with large icons, allowing more intuitive operation. The items on the setup screen have also been scaled down to give a simple design. Two scanning methods are available to satisfy a variety of needs including adhoc and daily scanning. As well as "Standard Scanning" where scanning mode and output mode can be separately configured, there is "Scanning Shortcut" where the specific scanning mode and output method are preconfigured, allowing one-click operation. It's also possible to edit scanned images, eliminating the need to redo a scan if the scanned data differs from the image that you want to save. What's more, you can scan to up to three outputs concurrently.

### Enhanced Cloud Connectivity

Now more intuitive and more convenient Connection to cloud-based services is now even more comprehensive. In addition to Evernote, SharePoint and Google Drive, scanning destinations have been expanded to include SugarSync, OneDrive and Dropbox.



# Specifications

Type	Desktop sheet-fed scanner
Scanning document size	Plain Paper: U-turn path: Width: 50.8 to 216 mm (2" to 8.5") Length: 70 to 356 mm (2.76" to 14") Straight path: Width: 50.8 to 216 mm (2" to 8.5") Length: 53.9 to 356 mm (2.12" to 14") Use Long Document mode to scan documents up to 3,000 mm (118.1") long. Business Card: 50 x 53.9 mm (1.97" x 2.12") or larger Vertical feeding only. Plastic Card: 53.9 x 85.5 mm (2.12" x 3.37") (ISO standard) Embossed cards can be scanned.
Scanning document thickness	Plain Paper: U-turn path: 52 to 128 g/m <sup>2</sup> (0.06 to 0.15 mm) Straight path: 40 to 209 g/m <sup>2</sup> (0.05 to 0.25 mm) Business Card: 300 g/m <sup>2</sup> (140 lb bond) 0.35 mm (0.0138") or less Plastic Card: 0.76 mm (0.03") or less
Document feeding	Automatic
Light source	LED
Scanning side	Simplex / duplex, skip blank page, folio
Scanning modes	Black and white, Error diffusion, Advanced Text Enhancement, Advanced Text Enhancement II (for Windows only), 256-level grayscale, 24-bit colour
Scanning resolution	150 x 150 dpi, 200 x 200 dpi, 300 x 300 dpi, 400 x 400 dpi, 600 x 600 dpi
Scanning speed <sup>1</sup>	Simplex: 25 ppm Duplex: 50 ipm
Interface	Hi-Speed USB 2.0
Software	Windows: ISIS/TWAIN driver, CaptureOnTouch, Presto! BizCard, Omnipage, PaperPort, eCopy PDF Pro Office, Evernote <sup>2</sup> Mac <sup>3</sup> : TWAIN driver, CaptureOnTouch, Presto! BizCard, Presto! PageManager, Evernote <sup>2</sup>

External dimensions (W x D x H)	300 mm (11.81") x 220 mm (8.66") x 156 mm (6.14") with the feed tray closed
Weight	DR-C225: Approx. 2.7 kg DR-C225W: Approx. 2.8 kg
Power requirements	AC100 to 240 V (50/60Hz)
Power consumption	DR-C225: Scanning: 12.7 W or less (120V) 12.8 W or less (200V), Sleep: 1.7 W or less (120V) 1.8 W or less (200V), OFF: 0.5 W or less DR-C225W: Scanning: 15.6 W or less, Sleep: 4.3 W or less (120V) 4.4 W or less (200V), OFF: 0.5 W or less
Operating environment	Temperature: 10°C to 32.5°C (50°F to 90.5°F) Humidity: 20% to 80% RH
Options / Consumables	Flatbed Scanner Unit 101/201(DR-C225 only), Exchange Roller Kit (feed roller and retard roller)
Basic wireless LAN specifications for DR-C225W	Wireless Standard: IEEE802.11b/g/n (2.4 GHz only) Frequency: 2.4 GHz band Transfer Method: IEEE802.11b: DS-SS system, IEEE802.11g: OFDM system Data Rate <sup>4</sup> : IEEE802.11n: MIMO-OFDM system IEEE802.11b: Up to 11 Mbps, IEEE802.11g: Up to 54 Mbps IEEE802.11n: Up to 300 Mbps Security: WPA-PSK (TKIP/AES), WPA2-PSK (TKIP/AES) Easy Setting: WEP (64/128 bit) Connection Modes: WPS

1) Actual scanning speed may vary depending on your system configuration and PC.

2) Installed via Internet connection.

3) Requires Mac OS X 10.4.11 or later.

4) Varies according to environmental conditions.

Specifications are subject to change without notice.

Microsoft, Windows and SharePoint are registered trademarks of Microsoft Corporation in the United States and other countries. Apple and OS X are registered trademarks of Apple Inc. in the United States and other countries.

Other product and company names herein may be the trademarks of their respective owners.



## Other software

### Presto! BizCard

Presto! BizCard lets you scan business cards to convert and organise important contact information into a searchable database.

### PaperPort


PaperPort is a file management application renowned for its intuitive and use-friendly graphic interface, making it easy to store, organise, and retrieve your digital documents.

### Omnipage

Omnipage converts original paper documents into editable electronic files through OCR.

### Presto! PageManager

Presto! PageManager promptly puts your documents on the computer screen where they can be easily arranged and sorted.



CaptureOnTouch Mobile is scanning software for smartphones and tablets. Using this software, you can easily scan images from a wirelessly connected scanner, and then upload them to a cloud service. It's available through the App Store and Google Play, but only for the DR-C225W.



eCopy PDF Pro Office instantly creates 100% industry-standard, universally viewable PDF files, and converts static PDF documents into editable files. eCopy PDF Pro Office enables the flexibility of a universal document format for higher productivity and seamless information exchange.



Evernote is a cloud based data management application. The CaptureOnTouch software comes equipped with an option to send and store data (scanned images, photos, memos, etc.) to the Evernote server.

[canon.com.au/business](http://canon.com.au/business)

Follow us on Twitter @CanonBusinessAU

1800 444 199

2931-v1-06/14

**Canon**

*achieve more.  
beyond technology.*